
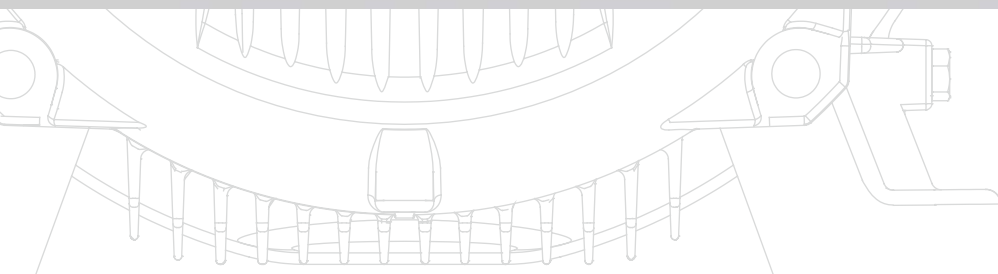



Roller Table

Induction Motor

- Reliability
- High Mechanical Strength
- Suitable for VSD application



Roller Table Motor

The Rolling Mill industry requires special driving equipment, custom-made to meet the severe application conditions. The main applications of this motor are in rolling mills and roller tables where they can be direct on line or through a VSD driven and thus submitted to corrosive agents, water, dust, overheating, excessive number of starts and frequent reversal of the direction of rotation.


Severe operating conditions require stronger motors. Roller Table motor's frame is fitted with radial fins that prevent residues accumulation on the frame surface. The line is also fitted with advanced sealing system, high protection against corrosion, high mechanical strength, thus requiring low maintenance and ensuring high durability and productivity.

WEG Roller Table motors are squirrel cage induction motors designed for both direct on line (DOL) start or to be

driven by frequency inverter. Their enhanced mechanical features ensure high reliability and long useful life to the motor.

Roller Table motor are designed according to IEC 60034-1 and with mounting dimensions and shaft heights according to IEC 60072-1.

These motors are available in frame size 132M to 200L. Other frame sizes are available on request.





Features	Benefits
Radial/circular fins	prevent the residues accumulation on motor frame.
W3Seal® sealing system and IPW66 degree of protection	protect against the ingress of contaminants inside the motor frame.
Sealing at cable inlet and sealing between endshield and frame	protect against the ingress of contaminants inside the motor frame.
Shaft, bolts and nameplate are made of stainless steel	provides high corrosion resistance.
Internal epoxy anti-corrosion painting	prevents corrosion of internal motor components and improve protection on winding.
WISE insulation system	increases the dielectrical strength of the winding, allowing motor to be driven by frequency inverter without damaging motor winding due to voltage peaks (more details on page 5).
Painting plan for aggressive environments	provides more resistance in corrosive environments.

Standart Features

Motor Size		132	160	180	200
Mechanical Features					
Frame	Material	FC-200 Cast iron			
Degree of Protection		IPW66 as standard			
Grounding		Inside the terminal box and on the frame			
Cooling Method		IC 410			
Endshield	Material	FC-200 Cast iron			
Drain holes		Closed with plastic plug as standard			
Bearings	Type	Double-shielded bearings			
	Drive end	6308 ZZ C3	6309 ZZ C3	6311 ZZ C3	6312 ZZ C3
	Non-drive end	6207 ZZ C3	6209 ZZ C3	6211 ZZ C3	6212 ZZ C3
	Locating bearing	Locked at drive end as standard			
Bearing Seal		W3Seal®			
Terminal Box	Type	Integrated with non-drive end endshield			
	Material	FC-200 Cast iron			
Cable Entry	Size	1 x M32 x 1.5			
	Connection	With Terminal Block			
	Plug	Plastic cable gland			
Shaft	Material	Stainless steel AISI 420			
Fixing Elements	Material	Stainless Steel			
Vibration		Grade A			
Balancing		Half key balancing as standard			
Nameplate		Stainless steel			
Painting	Type	Epoxy primer, thickness from 100 µm up to 140µm Polyurethane finish coat, thickness from 70 µm up to 100µm			
	Color	RAL 5007			
Electrical Features					
Stator	Material	Copper			
	Insulation	WISE (WEG Insulation System Evolution), Class F			
Rotor	Material	Die-cast aluminum rotor			
Thermal Protector		PTC Thermistor, 1 per phase, for tripping at 155°C			
Space heater		As standard, 220-240Vac			

Options

WEG designs meet your requirements. Contact us and check how WEG solutions can help you reducing your operational costs.

Construction Design

WEG Roller Table motors are totally enclosed motors, non-ventilated and with surface cooling IC410 in accordance with IEC 60034-6. Motors are IM B3 as standard. Flange mounting versions are available as optional.

Frames and endshields of roller table motors are manufactured in rugged cast iron FC-200 construction. The frame is fitted with radial fins that provide high mechanical strength and ensure good heat dissipation. The feet are integrally cast with the frame, ensuring high mechanical strength. Each motor's endshield is fitted with plastic drain plug.

Joints between frame and endshields are fitted with O-Ring and a sealant compound to prevent the ingress of contaminants into the motor housing.

The fixing bolts are of stainless steel material providing extra protection against corrosion.




Terminal Box

Terminal box is assembled at non-drive end endshield as standard with the cable exit downwards, thus preventing water and dust ingress. The terminal box base is an integral part of the non-drive end endshield. As an optional feature, terminal box can be mounted at top rear side of the frame. This configuration allows a second shaft end and terminal box rotation in 90° steps.



Standard Configuration



Optional Configuration

Roller Table motors have 1 x M32 x 1.5 tapped hole in the terminal box as standard. If an additional M20 x 1.5 tapped hole is required for auxiliary device connection, motor will be supplied with terminal box top mounted.

Coil leads are brought to the terminal box through a bushing that is sealed with epoxy resin and thus prevents the ingress of contaminants into the motor housing.

Motors are fitted with a six pin terminal block allowing VSD, DOL or Star-Delta starting.



The terminal box is fitted with metric plastic cable gland as standard.



Stator Winding

The stator of the Roller Table Motors is Class F insulation suitable for DOL and VSD application. Motors can also be supplied with Class H insulation for an extra lifetime.

Roller Table Motors benefit from the WISE technology (WEG Insulation System Evolution) which ensures top class electrical insulation features.

The stators are wound according to the standard voltage for each market as defined in the table below and are suitable to VSD operation considering the following limits:

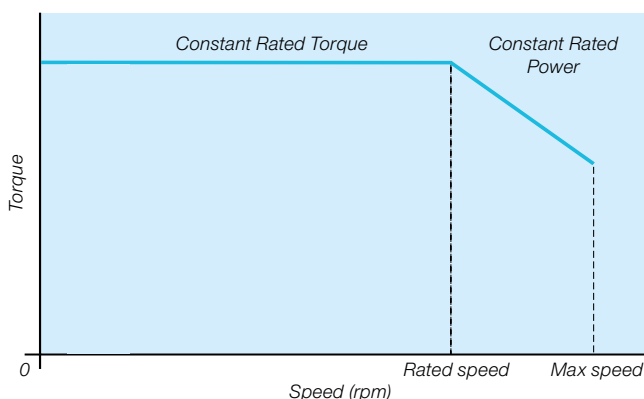
Motor rated voltage	Peak voltage on motor terminals	dV/dt on motor terminals	Rise time	Time between pulses
	(phase to phase)	(phase to phase)		
$V_n \leq 460\text{ V}$	$\leq 1430\text{ V}$	$\leq 5200\text{ V}/\mu\text{s}$	$\geq 0.1\ \mu\text{s}$	$\geq 6\ \mu\text{s}$
$460\text{ V} < V_n \leq 575\text{ V}$	$\leq 1780\text{ V}$	$\leq 6500\text{ V}/\mu\text{s}$		
$575\text{ V} < V_n \leq 690\text{ V}$	$\leq 2140\text{ V}$	$\leq 7800\text{ V}/\mu\text{s}$		

Market	Rated Voltage
Europe	380-415V 50Hz and 440-460V 60Hz
Latin America	400V 50Hz
Asia	415V 50Hz
Africa	525V 50Hz
Australia	380-415V 50Hz and 440-460V 60Hz

Motors are fitted with PTC for tripping at 155 °C as standard. Other thermal protectors are available on request, for instance, Pt-100 measuring resistors and bimetallic thermostats.

Motors are supplied with space heater 220-240 Vac as standard.

Maximum speed at VSD



Ambient temperature

WEG Roller Table motors are suitable to operate in ambient temperature from -20°C up to +40°C.

Bearing and Lubrication

WEG roller table motors are fitted with double shielded C3 clearance ball bearings as standard. Regressing facility, 2RS type bearings, can be supplied to special order.

The drive end bearing is the locating bearing by using a retaining ring in frame size 132 and with a bearing cap in frame sizes 160 to 200 for ball bearing configuration. The non-drive end bearing (non-locating bearing) is mounted with preload washer for ensuring the required axial load.

Bearing lifetime is limited to operating 20.000 hours in the standard version when fitted with double shielded bearings and to operating 40.000 hours when fitted with grease nipples considering direct coupling (without radial and axial loads).

Degree of Protection

Roller Table motors are fitted with the WEG exclusive W3Seal®, which provides as standard the degree of protection IPW66 to the motor. The degree of protection system consists of the W3Seal® in the bearing, the closed plastic drain plug, the enhanced sealing system between endshields and frame and between terminal box and frame and the top-class painting plan.

Painting

WEG Roller Table motors are supplied with a special painting plan suitable to severe condition environments where SO₂, steam, solid contaminants and high humidity may be present. This painting plan consists of:

- Epoxy primer, in thickness from 100 up to 140µm;
- Polyurethane finishing coat, in thickness from 70 up to 100µm.

The motors have RAL5007 finish color.

WEG Roller Table motors are also internally painted thus providing an extra protection against moisture.

Shaft ends

The shaft dimensions are in accordance with IEC 60072-1 and are fitted with threaded center holes according to DIN 332. Shaft dimensions are shown in the Mechanical Data section of this catalogue.

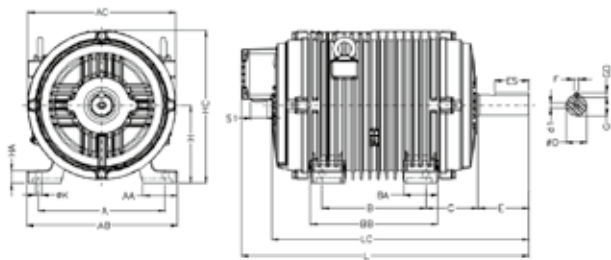
The shaft material is stainless steel AISI 420 with extreme protection against corrosion.

Electrical Data

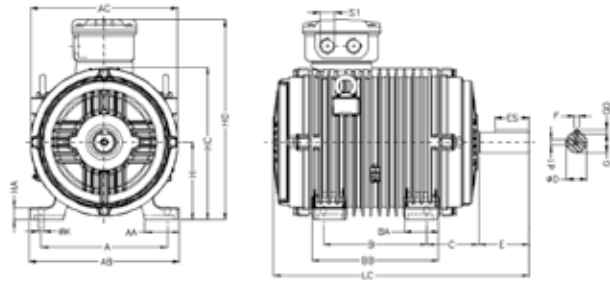
Output		IEC Frame	Full load torque Cn (Nm)	Locked rotor current IL/In	Locked rotor torque TL/Tn	Break-down torque Tb/Tn	Inertia J (kgm ²)	Allowable locked rotor time (s)		Weight (kg)	Max. speed (rpm)	400V								
kW	HP							Efficiency (η)				Power Factor (Cos φ)			Full load Current In (A)					
								% of full load												
												50			75			100		
IV Pole																				
3,0	4,0	132M	19,24	7,2	2,1	2,7	0,043	31	14	67	2630	1460	87,4	88,6	88,0	0,75	0,84	0,88	5,6	
4,4	5,9	132M	28,38	8,0	2,4	3,0	0,066	24	11	84	2630	1460	88,6	89,6	89,5	0,76	0,85	0,89	8,0	
5,5	7,5	160M	35,59	8,5	3,5	4,0	0,105	64	29	105	3000	1480	83,8	87,3	89,0	0,58	0,71	0,78	11,4	
8,0	10,8	160L	51,26	8,5	3,9	4,2	0,130	40	18	140	3000	1480	84,2	87,8	89,5	0,53	0,66	0,75	17,2	
8,8	12,0	180M	57,14	8,5	3,7	3,6	0,188	40	18	168	3000	1475	88,3	90,5	91,4	0,75	0,80	0,86	16,2	
11,0	15,0	180L	71,43	8,5	3,9	3,8	0,215	33	15	184	3000	1475	89,4	91,5	92,0	0,67	0,78	0,84	20,5	
15,0	20,0	200M	95,24	7,5	2,6	3,0	0,345	48	22	235	2630	1475	92,1	93,4	93,3	0,71	0,81	0,85	27,3	
18,5	25,0	200L	118,65	7,9	3,0	3,3	0,414	40	18	270	2630	1480	92,6	93,8	93,8	0,69	0,80	0,85	33,5	
VI Pole																				
2,6	3,5	132M	25,48	7,0	2,3	2,7	0,050	46	21	60	1450	965	84,4	86,4	86,5	0,57	0,69	0,76	5,7	
3,5	4,8	132M	34,94	7,2	2,4	2,7	0,062	35	16	68	1450	965	85,5	87,2	87,2	0,58	0,70	0,77	7,5	
4,8	6,5	160M	46,59	8,0	3,5	3,7	0,158	29	13	124	1750	980	87,0	89,0	89,5	0,58	0,71	0,79	9,8	
6,5	8,8	160L	62,75	8,0	3,6	3,8	0,122	18	8	120	1750	985	87,8	89,9	90,2	0,58	0,71	0,79	13,2	
7,6	10,3	180M	73,82	8,5	2,5	3,3	0,262	20	9	143	1750	980	90,6	91,6	91,2	0,74	0,84	0,89	13,5	
9,5	13,0	180M	93,17	8,5	2,7	3,3	0,303	13	6	165	1750	980	91,2	91,8	91,5	0,75	0,85	0,89	16,8	
12,5	17,0	200M	121,84	6,5	2,3	2,7	0,377	40	18	219	1550	980	91,5	92,4	92,0	0,74	0,83	0,87	22,5	
VIII Pole																				
1,8	2,4	132M	23,80	7,5	3,3	2,6	0,085	24	11	73	1000	720	77,5	81,7	83,0	0,53	0,65	0,73	4,3	
2,5	3,4	160M	32,71	5,0	2,5	2,7	0,115	48	22	88	1300	730	82,6	84,0	85,0	0,50	0,62	0,72	5,9	
3,6	4,9	160M	47,15	5,3	2,8	3,0	0,122	44	20	119	1300	730	82,4	85,5	86,5	0,47	0,59	0,69	8,7	
5,0	6,8	160L	65,43	5,5	3,0	3,0	0,187	37	17	114	1300	730	92,7	86,6	87,5	0,47	0,60	0,70	11,8	
6,5	8,8	180M	84,10	7,0	2,8	3,0	0,234	24	11	185	1300	735	89,0	89,7	89,6	0,60	0,71	0,79	13,3	
7,5	10,0	180L	95,56	7,5	3,1	3,3	0,345	26	12	230	1300	735	88,8	90,1	90,3	0,58	0,70	0,78	15,4	
9,0	12,4	200L	117,70	5,7	2,5	3,0	0,431	48	22	238	1300	740	89,0	90,6	90,6	0,55	0,65	0,73	19,6	

Note: The maximum speed considers the operation in the field weakening zone and is defined as the point where the breakdown torque is 150% of the motor torque (please refer to maximum speed at VSD graphic on page 5).

Mechanical Data



Terminal box on end



Terminal box on top

FRAME	A	AA	AB	AC	B	BA	BB	C	SHAFT DIMENSIONS							H	HA	HC	HD	K	L	LC	S1	d1	BEARINGS	
									D	E	ES	F	G	GD	D.E.										O.D.E.	
132M	216	51	248	265	178		222	89	38k6	80	63	10	33		132	20	265	344	12	499	430		DM12	6308-ZZ-C3	6207-ZZ-C3	
160M					210	60	257	152						8												
160L	254	64	308	300	254		296	108	42k6			12	37		160	22	310	415		642	574			6309-ZZ-C3	6209-ZZ-C3	
180M					241	79	295												14.5		684	586		DM16		
180L	279	80	350	343	279	75	332	121	48k6	110	80	14	42.5	9	180	28	352	455		722	628			6311-ZZ-C3	6211-ZZ-C3	
200L	318	81	385	380	305	85	371	133	55m6			16	49	10	200	30	390	500	18.5	775	676			DM20	6312-ZZ-C3	6212-ZZ-C3

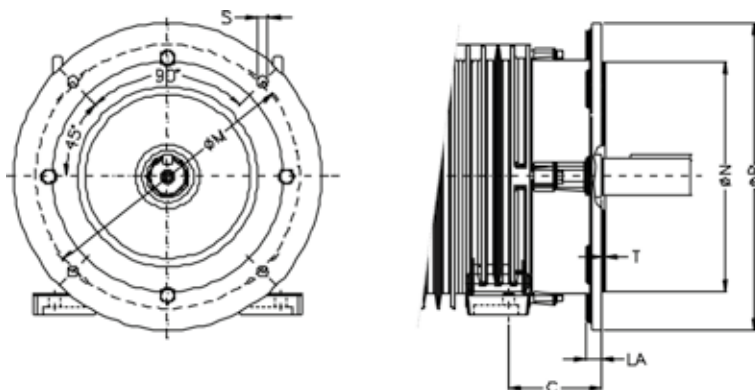
Electrical Data

Output		380V								415V							
		Rated speed (rpm)	Efficiency (η)			Power Factor (Cos ϕ)			Full load Current In (A)	Rated speed (rpm)	Efficiency (η)			Power Factor (Cos ϕ)			Full load Current In (A)
			% of full load								% of full load						
kW	HP	50	75	100	50	75	100	50	75	100	50	75	100	50	75	100	
IV Pole																	
3,0	4,0	1455	87,4	88,2	87,3	0,78	0,86	0,90	5,8	1460	87,4	88,6	88,0	0,73	0,83	0,88	5,4
4,4	5,9	1455	88,5	89,2	88,5	0,79	0,87	0,90	8,4	1465	88,0	89,5	89,5	0,74	0,83	0,88	7,8
5,5	7,5	1475	84,2	87,6	88,8	0,62	0,73	0,80	11,8	1480	83,1	87,0	89,0	0,55	0,68	0,76	11,3
8,0	10,8	1475	85,0	88,1	89,5	0,57	0,69	0,77	17,6	1480	83,7	87,5	89,5	0,55	0,66	0,72	17,3
8,8	12,0	1470	88,6	90,4	90,9	0,73	0,82	0,86	17,1	1475	88,0	90,4	91,4	0,67	0,78	0,84	15,9
11,0	15,0	1470	89,7	92,5	92,0	0,71	0,80	0,85	21,4	1475	89,7	92,0	92,0	0,65	0,77	0,82	20,3
15,0	20,0	1475	92,6	93,5	93,4	0,74	0,83	0,86	28,4	1480	92,1	93,4	93,3	0,69	0,80	0,85	26,3
18,5	25,0	1475	92,8	93,8	93,7	0,72	0,82	0,86	34,9	1480	92,4	93,8	93,8	0,66	0,78	0,84	32,7
VI Pole																	
2,6	3,5	960	85,1	86,5	85,7	0,61	0,72	0,78	5,9	970	83,8	86,2	86,5	0,53	0,66	0,74	5,6
3,5	4,8	960	86,0	87,1	86,9	0,62	0,73	0,79	7,8	970	84,7	86,8	87,2	0,55	0,67	0,75	7,5
4,8	6,5	975	87,4	89,2	89,2	0,62	0,74	0,81	10,1	985	86,2	89,0	89,5	0,55	0,68	0,76	9,8
6,5	8,8	980	88,7	90,2	90,2	0,62	0,74	0,81	13,5	985	87,0	89,5	90,2	0,54	0,68	0,76	13,2
7,6	10,3	980	90,8	91,4	90,6	0,77	0,86	0,90	14,2	980	90,4	91,6	91,2	0,72	0,82	0,88	13,2
9,5	13,0	975	91,0	91,8	91,3	0,78	0,86	0,90	17,6	980	90,8	91,9	91,5	0,73	0,83	0,88	16,4
12,5	17,0	980	91,8	92,3	91,9	0,77	0,85	0,88	23,5	985	91,5	92,4	92,0	0,73	0,82	0,87	21,7
VIII Pole																	
1,8	2,4	715	78,5	81,5	82,4	0,56	0,68	0,75	4,4	720	77,5	81,7	83,0	0,50	0,62	0,71	4,3
2,5	3,4	730	81,4	84,2	84,8	0,53	0,65	0,74	6,1	730	81,0	84,0	85,0	0,47	0,59	0,68	6,0
3,6	4,9	730	83,2	85,8	86,0	0,51	0,63	0,72	8,8	730	82,4	85,5	86,5	0,47	0,59	0,66	8,8
5,0	6,8	730	84,8	87,0	87,4	0,51	0,54	0,72	12,1	735	82,8	86,0	87,5	0,44	0,57	0,66	12,1
6,5	8,8	730	88,9	89,6	89,3	0,62	0,74	0,81	13,7	735	89,0	89,7	89,6	0,56	0,69	0,76	13,3
7,5	10,0	730	89,2	90,0	89,8	0,61	0,73	0,79	16,1	735	88,8	90,1	90,3	0,54	0,68	0,76	15,2
9,0	12,4	740	89,5	90,9	90,6	0,57	0,69	0,75	20,1	740	87,8	90,1	90,6	0,50	0,62	0,70	19,7

Mechanical Data

Flanges

FRAME	"FF" FLANGE DIMENSIONS (*)									n° of Holes
	Flange	C	LA	M	N	P	T	S	a	
132M	FF-265	89	12	265	230	300	4	15	45°	4
160L	FF-300	108	18	300	250	350	5	19		
180M/L		121								
200L	FF-350	133	350	300	400					



* Flanges are available on request.

WEG Worldwide Operations

ARGENTINA

WEG EQUIPAMIENTOS
ELECTRICOS S.A.
(Headquarters San
Francisco-Cordoba)
Sgo. Pampiglione 4849
Parque Industrial San Francisco
2400 - San Francisco
Phone(s): +54 (3564) 421484
Fax: +54 (3564) 421459
info-ar@weg.net
www.weg.net/ar

AUSTRALIA

WEG AUSTRALIA PTY. LTD.
3 Dalmore Drive
Carribbean Park Industrial Estate
Scoresby VIC 3179 - Melbourne
Phone(s): 61 (3) 9765 4600
Fax: 61 (3) 9753 2088
info-au@weg.net
www.weg.net/au

BELGIUM

WEG BENELUX S.A.
Rue de l'Industrie 30 D,
1400 Nivelles
Phone(s): + 32 (67) 88-8420
Fax: + 32 (67) 84-1748
info-be@weg.net
www.weg.net/be

CHILE

WEG CHILE S.A.
Los Canteros 8600
La Reina - Santiago
Phone(s): (56-2) 784 8900
Fax: (56-2) 784 8950
info-cl@weg.net
www.weg.net/cl

CHINA

WEG (NANTONG) ELECTRIC
MOTOR MANUFACTURING Co., Ltd.
No. 128 - Xinkai Nan Road,
Nantong Economic and
Technological Development Area
Jiangsu Province, China PC226010
Phone(s): 86 513 8598 9329
Fax: 86 513 8592 1310
info-cn@weg.net
www.weg.net/cn

COLOMBIA

WEG COLOMBIA LTDA
Calle 46A N82 - 54
Porteria II - Bodega 7 - San
Cayetano II - Bogotá
Phone(s): (57 1) 416 0166
Fax: (57 1) 416 2077
info-co@weg.net
www.weg.net/co

FRANCE

WEG FRANCE SAS
ZI de Chenes - Le Loup
13 Rue du Morellon - BP 738
38297 Saint Quentin Fallavier
Phone(s): +33 (0) 4 74 99 11 35
Fax: +33 (0) 4 74 99 11 44
info-fr@weg.net
www.weg.net/fr

GERMANY

WEG GERMANY GmbH
Alfred-Nobel-Str. 7-9
D-50226 Frechen
Phone(s): +49 (2234) 9 5353-0
Fax: +49 (2234) 9 5353-10
info-de@weg.net
www.weg.net/de

INDIA

WEG Electric (India) Pvt. Ltd.
#38, Ground Floor, 1st Main
Road, Lower Palace Orchards,
Bangalore - 560 003
Phone(s): +91-80-4128 2007
+91-80-4128 2006
Fax: +91-80-2336 7624
info-in@weg.net
www.weg.net/in

ITALY

WEG ITALIA S.R.L.
V.le Brianza 20 - 20092 - Cinisello
Balsamo - Milano
Phone(s): (39) 02 6129-3535
Fax: (39) 02 6601-3738
info-it@weg.net
www.weg.net/it

JAPAN

WEG ELECTRIC MOTORS
JAPAN CO., LTD.
Matsumoto Bldg. 2F, 3-23-7
Kamata, Ohta-ku,
Tokyo, Japan 144-0052
Phone(s): (81) 3 3736-2998
Fax: (81) 3 3736-2995
info-jp@weg.net
www.weg.net/jp

MEXICO

WEG MEXICO, S.A. DE C.V.
Carretera Jorobas-Tula Km. 3.5,
Manzana 5, Lote 1
Fraccionamiento Parque
Industrial - Huehuetoca,
Estado de México - C.P. 54680
Phone(s): + 52 (55) 5321 4275
Fax: + 52 (55) 5321 4262
info-mx@weg.net
www.weg.net/mx

NETHERLANDS

WEG NETHERLANDS
Sales Office of
WEG Benelux S.A.
Keulenstraat 4E
7418 ET Deventer
Phone(s): +31 (0) 570-620550
Fax: +31 (0) 570-620560
info-nl@weg.net
www.weg.net/nl

PORTUGAL

WEG EURO - INDÚSTRIA
ELÉCTRICA, S.A.
Rua Eng. Frederico Ulrich
Apartado 6074
4476-908 - Maia
Phone(s): +351 229 477 705
Fax: +351 229 477 792
info-pt@weg.net
www.weg.net/pt

RUSSIA

WEG RUSSIA
Pochainskaya Str. 17
Nizhny Novgorod
603001 - Russia
Phone(s): +7-831-2780425
Fax: +7-831-2780424
info-ru@weg.net
www.weg.net/ru

SPAIN

WEG IBERIA S.L.
Avenida de la Industria, 25
28823 Coslada - Madrid
Phone(s) : (34) 916 553 008
Fax : (34) 916 553 058
info-es@weg.net
www.weg.net/es

SINGAPORE

WEG SINGAPORE PTE LTD
159, Kampong Ampat,
#06-02A KA PLACE.
Singapore 368328.
Phone(s): +65 6858 9081
Fax: +65 6858 1081
info-sg@weg.net
www.weg.net/sg

SWEDEN

WEG SCANDINAVIA AB
Box 10196
Verkstadgatan 9
434 22 Kungsbacka
Phone(s): (46) 300 73400
Fax: (46) 300 70264
info-se@weg.net
www.weg.net/se

UK

WEG ELECTRIC
MOTORS (U.K.) LTD.
28/29 Walkers Road
Manorside Industrial Estate
North Moons Moat - Redditch
Worcestershire B98 9HE
Phone(s): 44 (0)1527 596-748
Fax: 44 (0)1527 591-133
info-uk@weg.net
www.weg.net/uk

UNITED ARAB EMIRATES

WEG MIDDLE EAST FZE
JAFZA - JEBEL ALI FREE ZONE
Tower 18, 19th Floor,
Office LB181905
Dubai - United Arab Emirates
info-ae@weg.net
www.weg.net/ae

USA

WEG ELECTRIC CORP.
1327 Northbrook Parkway,
Suite 490
Suwanee 30024
Phone(s): 1-770-338-5656
Fax: 1-770-338-1632
info-us@weg.net
www.weg.net/us

VENEZUELA

WEG INDUSTRIAS
VENEZUELA C.A.
Parcela T-4-A Transversal 9 Urb.
Industrial Carabobo Catastral
79-101 Edf. ELIMECA Loc.
ELIMECA, Zona Postal 2003,
Valencia, Edo. Carabobo
Phone(s): (58) 241 838 9239
Fax: (58) 241 838 9239
info-ve@weg.net
www.weg.net/ve



WEG Equipamentos Elétricos S.A.
International Division
Av. Prefeito Waldemar Grubba, 3000
89256-900 - Jaraguá do Sul - SC - Brazil
Phone: 55 (47) 3276-4002
Fax: 55 (47) 3276-4060
www.weg.net

